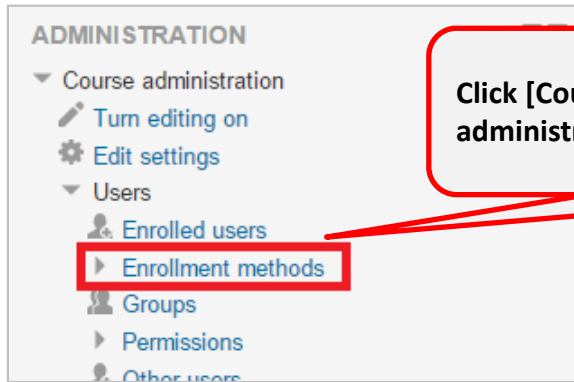


# Set an "Enrollment key"


1



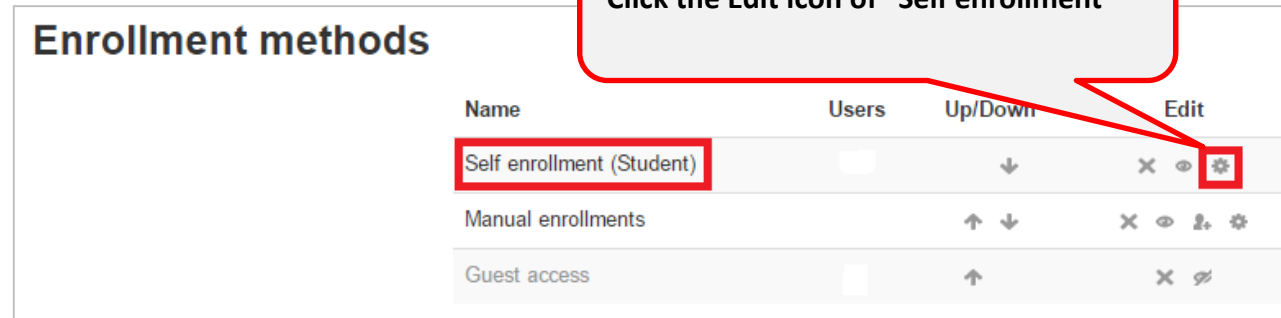
ADMINISTRATION

- Course administration
  - Turn editing on
  - Edit settings
- Users
  - Enrolled users
  - Enrollment methods**
  - Groups
  - Permissions
  - Other users

Click [Course Administration] > [Users] > [Enrolled methods] in the administration block.



2

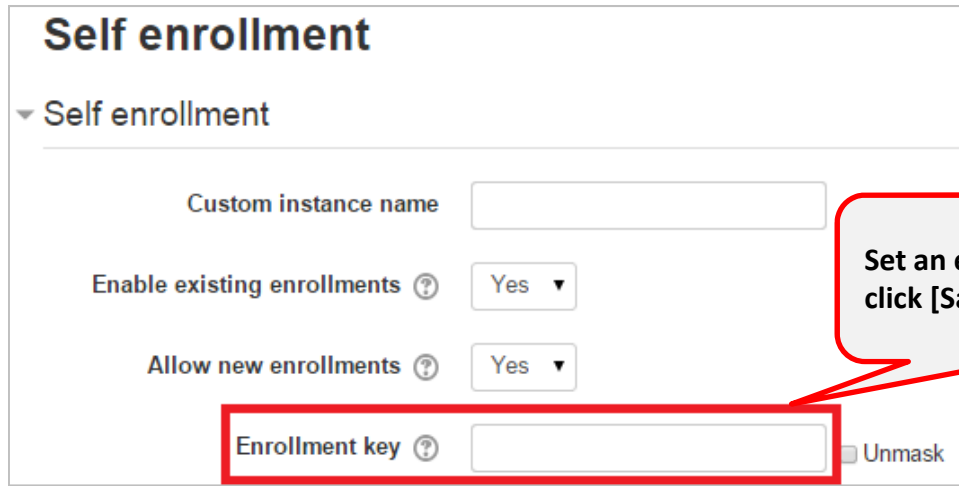


### Enrollment methods

Name	Users	Up/Down	Edit
<b>Self enrollment (Student)</b>	<input type="checkbox"/>	↓	× ◉ <b>⚙</b>
Manual enrollments		↑ ↓	× ◉ 👤 ⚙
Guest access	<input type="checkbox"/>	↑	× ✂

Click the Edit icon of "Self enrollment"

3



### Self enrollment

Self enrollment

Custom instance name

Enable existing enrollments ? Yes ▾

Allow new enrollments ? Yes ▾

**Enrollment key ?**   Unmask

Set an enrollment key and click [Save changes]

